

WIRO DIAMOND

CEILING SUSPENDED



ø414





ø414

max. 2500

1.0

E27 max. 60W
220-240VAC | 50/60Hz
varnished steel

6 kg IP20

CODE	
	2291E0P0
	2291E0B0

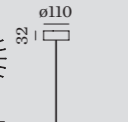
OPTIONAL

T32-300 carbon filament E27 15W	
CODE	
2200K 50lm	9003E107

T30-300 LED E27 6W dim	
CODE	
2200K 450lm	9003E130



ø766





ø766

max. 2500

2.0

E27 max. 60W
220-240VAC | 50/60Hz
varnished steel


11 kg IP20

CODE	
	2292E0P0
	2292E0B0

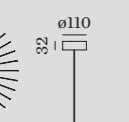
OPTIONAL

T32-300 carbon filament E27 15W	
CODE	
2200K 50lm	9003E107

T30-300 LED E27 6W dim	
CODE	
2200K 450lm	9003E130



ø1184





ø1184

max. 2500

3.0

E27 max. 60W
220-240VAC | 50/60Hz
varnished steel

17 kg IP20

CODE	
	2293E0P0
	2293E0B0

OPTIONAL

T32-300 carbon filament E27 15W	
CODE	
2200K 50lm	9003E107

T30-300 LED E27 6W dim	
CODE	
2200K 450lm	9003E130